

# B&B Wood Products inc.

26301 Richmond Road, Bedford Hts, OH 44146-1488

(216) 292-6555 / Fax (216) 292-6584; E-mail: sales@bbwood.com

## Door Price Catalog 3A

### Stile & Rail Doors & Bifolds

Effective August 1, 2018

For a complete selection of doors request books...

• Door Selection Guide (1A) • Rapid Ship (2A) • Flush, Masonite,, Light/Louver Kits (4A) • Pockets, Screen/Combo and Accordion (5A)

Louver



Page 2-3

Interior



Page 4-9

Entrance



Page 10-11

Chalk & Dry Erase



Page 12

Fire



Page 13

V-Groove



Page 14-15

Rapid Ship



Page 16-17

MDF



Page 18

Grade



Page 19-21

Transom



Page 22

Sidelight



Page 23

French



Page 24-27

Simulated Light



Page 28

BBwood.com

Glass  
Option



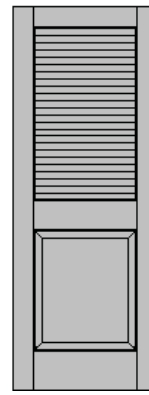
Page 29

Door  
Options

Page 30-32

# Louver/Panel Doors

## Pine



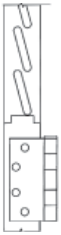
**Prehang - Page 31**

**Machining - Page 30**

See [store.bbwood.com](http://store.bbwood.com) for stock status

Notes: When ordering prehangs or machined doors, specify whether the louvers are face down or face up on the hinge knuckle side.

### Louver Slat Cross Section



Louver DOWN  
Hinge knuckle side.  
Also called a closet application

Louver UP Hinge  
knuckle side. Also called  
a bedroom application

|          |        |     |     |
|----------|--------|-----|-----|
| Stock #  | ND732  |     |     |
| Custom # | CD202  |     |     |
| Thick    | 1-3/8" |     |     |
| Height   | 6/8    | 7/0 | 8/0 |
| 1/0      |        |     |     |
| 1/2      |        |     |     |
| 1/3      |        |     |     |
| 1/4      |        |     |     |
| 1/6      |        |     |     |
| 1/8      |        |     |     |
| 1/10     |        |     |     |
| 2/0      |        |     |     |
| 2/2      |        |     |     |
| 2/4      |        |     |     |
| 2/6      |        |     |     |
| 2/8      |        |     |     |
| 2/10     |        |     |     |
| 3/0      |        |     |     |

Call for quote on non-priced doors.

## Bifolds:

Assembled with track and hardware (Knobs not included)

### 732 Bifold



See [store.bbwood.com](http://store.bbwood.com) for stock status



### Bifold Options:

|                               |      |      |
|-------------------------------|------|------|
|                               | 2-DR | 4-DR |
| Trim Height (2" max)          |      |      |
| *Drop Head                    |      |      |
| Trim Width 1/4" max per panel |      |      |

Bifolds are ordered by finished opening width & height.

|                     |       |  |
|---------------------|-------|--|
| <b>1-3/8" Thick</b> | ND732 |  |
| <b>2-Door</b>       | 6/9 H |  |
| 1/8, 1/10           |       |  |
| 2/0                 |       |  |
| 2/4                 |       |  |
| 2/6                 |       |  |
| 2/8                 |       |  |
| 3/0                 |       |  |
| 3/6                 |       |  |
| 4/0                 |       |  |
| <b>4-Door</b>       |       |  |
| 3/4, 3/8            |       |  |
| 4/0                 |       |  |
| 4/8                 |       |  |
| 5/0                 |       |  |
| 5/4                 |       |  |
| 6/0                 |       |  |
| 7/0                 |       |  |
| 8/0                 |       |  |

# Louver Doors Pine & Oak



**Prehang - Page 31**

**Machining - Page 30**

See [store.bbwood.com](http://store.bbwood.com) for stock status

Notes: When ordering prehangs or machined doors, specify whether the louvers are face down or face up on the hinge knuckle side. See page 2.

|          |        |     |        |               |        |       |     |
|----------|--------|-----|--------|---------------|--------|-------|-----|
| Stock #  | ND730  |     |        |               |        | ND733 |     |
| Custom # | CD201  |     |        |               |        | CD204 |     |
| Thick    | 1-3/8" |     | 1-3/8" | <b>1-3/4"</b> | 1-3/8" |       |     |
| Height   | 6/8    | 7/0 | 8/0    | 6/8           | 6/8    | 6/8   | 7/0 |
| Specie   | Pine   |     |        | <b>OAK</b>    | Pine   | Pine  |     |
| 1/0      |        |     |        |               |        |       |     |
| 1/2      |        |     |        |               |        |       |     |
| 1/3      |        |     |        |               |        |       |     |
| 1/4      |        |     |        |               |        |       |     |
| 1/6      |        |     |        |               |        |       |     |
| 1/8      |        |     |        |               |        |       |     |
| 1/10     |        |     |        |               |        |       |     |
| 2/0      |        |     |        |               |        |       |     |
| 2/2      |        |     |        |               |        |       |     |
| 2/4      |        |     |        |               |        |       |     |
| 2/6      |        |     |        |               |        |       |     |
| 2/8      |        |     |        |               |        |       |     |
| 2/10     |        |     |        |               |        |       |     |
| 3/0      |        |     |        |               |        |       |     |

## Bifolds Pine: Assembled with track and hardware (Knobs not included)

730 Bifold

733 Bifold



See [store.bbwood.com](http://store.bbwood.com) for stock status

### Bifold Options:

|                               |      |      |
|-------------------------------|------|------|
|                               | 2-DR | 4-DR |
| Trim Height (2" max)          |      |      |
| *Drop Head                    |      |      |
| Trim Width 1/4" max per panel |      |      |

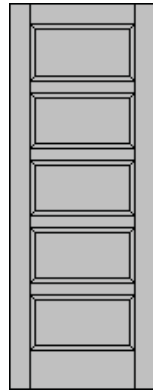
Bifolds are ordered by finished opening width & height.

| 1-3/8" Thick | ND730 | ND733 |
|--------------|-------|-------|
| 2-Door       | 6/9 H | 6/9 H |
| 1/8          |       |       |
| 2/0          |       |       |
| 2/4          |       |       |
| 2/6          |       |       |
| 2/8          |       |       |
| 3/0          |       |       |
| 4/0          |       |       |
| 4-Door       |       |       |
| 3/4          |       |       |
| 4/0          |       |       |
| 4/8          |       |       |
| 5/0          |       |       |
| 5/4          |       |       |
| 6/0          |       |       |
| 8/0          |       |       |

# Pine (USA) Raised Panel: 1-3/8"

Prehang - Page 31

Machining - Page 30



ND107  
CD405

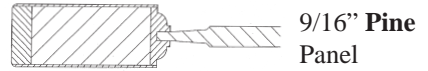


ND109  
CD423

To customize: Specify

See page 10 for 1-3/4" thick

Stiles / rails veneered over a wood substrate. Panels Solid.



ND109 pictured for widths 2/0 and wider.

1-3/4" thick doors see page 10

|        | ND107  | ND109  |
|--------|--------|--------|
|        | 6/8 H  | 6/8 H  |
| SPECIE | Pine   | Pine   |
|        | 1-3/8" | 1-3/8" |
| 1/0    |        |        |
| 1/2    |        |        |
| 1/3    |        |        |
| 1/4    |        |        |
| 1/6    |        |        |
| 1/8    |        |        |
| 1/10   |        |        |
| 2/0    |        |        |
| 2/2    |        |        |
| 2/4    |        |        |
| 2/6    |        |        |
| 2/8    |        |        |
| 2/10   |        |        |
| 3/0    |        |        |

See [store.bbwood.com](http://store.bbwood.com) for stock status

## Bifolds:

Assembled with track & hardware (Knobs not included)

107 & 109 bifolds are special order

### Bifold Options:

|                      | 2-DR | 4-DR |
|----------------------|------|------|
| Trim Height (2" max) |      |      |
| Trim Width-max 1/4"  |      |      |

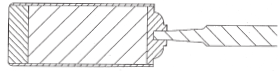


Bifolds are ordered by finished opening width and height.

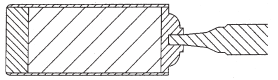
| 1-3/8" Thick  | ND107, ND109 |
|---------------|--------------|
| 2-Door        | 6/9 H        |
| 2/0           |              |
| 2/4           |              |
| 2/6           |              |
| 2/8           |              |
| 3/0           |              |
| 4/0 2-DR      |              |
| <b>4-Door</b> |              |
| 4/0           |              |
| 4/8           |              |
| 5/0           |              |
| 5/4           |              |
| 6/0           |              |
| 8/0           |              |

# Pine (USA) Raised Panel: 1-3/8"

Stiles / rails veneered over a wood substrate. Panels Solid.



9/16" Pine Panel



3/4" Fir Panel

See pages 10, 11 for 1-3/4" thick



ND106  
CD409



ND108  
CD418

Prehang - Page 31

Machining - Page 30

Doors pictured for widths 2/0 and wider.

To customize: Specify

1-3/4" thick doors see page 10 & 11

|        | ND106  | ND108 |        |
|--------|--------|-------|--------|
|        | 6/8 H  | 6/8 H | 7/0 H  |
| SPECIE | Pine   |       | Pine   |
|        | 1-3/8" |       | 1-3/8" |
| 1/0    |        |       |        |
| 1/2    |        |       |        |
| 1/3    |        |       |        |
| 1/4    |        |       |        |
| 1/6    |        |       |        |
| 1/8    |        |       |        |
| 1/10   |        |       |        |
| 2/0    |        |       |        |
| 2/2    |        |       |        |
| 2/4    |        |       |        |
| 2/6    |        |       |        |
| 2/8    |        |       |        |
| 2/10   |        |       |        |
| 3/0    |        |       |        |

See store.bbwood.com for stock status

| 1-3/8" Thick  | ND106 | ND108 |
|---------------|-------|-------|
| <b>2-Door</b> | 6/9 H | 6/9 H |
| 2/0           |       |       |
| 2/4           |       |       |
| 2/6           |       |       |
| 2/8           |       |       |
| 3/0           |       |       |
| 4/0 2-DR      |       |       |
| <b>4-Door</b> | ND106 | ND108 |
| 4/0           |       |       |
| 4/8           |       |       |
| 5/0           |       |       |
| 5/4           |       |       |
| 6/0           |       |       |
| 8/0           |       |       |

## Bifolds:

Assembled with track & hardware (Knobs not included)

See store.bbwood.com for stock status

106 Bifold



108 Bifold



## Bifold Options:

|                      | 2-DR | 4-DR |
|----------------------|------|------|
| Trim Height (2" max) |      |      |
| Trim Width-max 1/4"  |      |      |

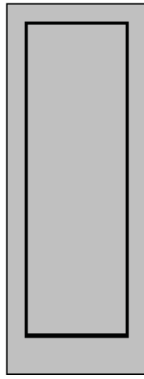
Bifolds are ordered by finished opening width and height.

# Poplar (USA) Interior Panel

Prehang - Page 31

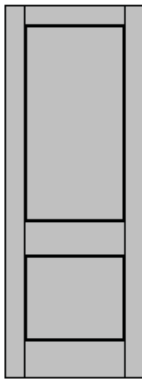
Machining - Page 30

See [store.bbwood.com](http://store.bbwood.com) for stock status



ND100FP  
1/2" Flat Panel  
Square Stick

CD300



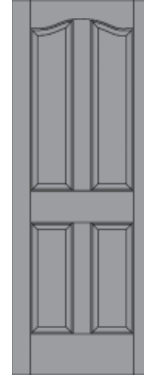
ND102FP  
1/2" Flat Panel  
Square Stick

CD313



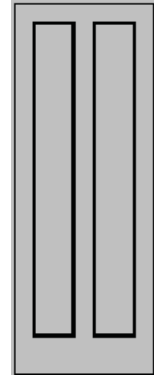
ND109  
Raised Panel

CD423



ND410  
Raised Panel

CD409QE



ND435FP  
1/2" Flat Panel  
Square Stick

CD435

To customize: Specify

Stiles/rails veneered over a wood substrate. Panels veneered.

## Raised Panel



1-1/16" Raised Panel - Ovolo Sticking

## Flat Panel



1/2" Flat Panel - Square Sticking

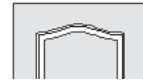


1/2" Flat Panel - QB Stick  
Quarter Bead Sticking

QB sticking can be special ordered or applied to flat panel doors. Call for quote.

|      | 100FP  | 102FP  | 109       | 410    | 435FP  |
|------|--------|--------|-----------|--------|--------|
|      | 1-3/8" | 1-3/8" | 1-3/8"    | 1-3/8" | 1-3/8" |
|      | 6/8H   | 6/8H   | 6/8H 7/0H | 6/8H   | 6/8H   |
| 1/0  |        |        |           |        |        |
| 1/2  |        |        |           |        |        |
| 1/3  |        |        |           |        |        |
| 1/4  |        |        |           |        |        |
| 1/6  |        |        |           |        |        |
| 1/8  |        |        |           |        |        |
| 1/10 |        |        |           |        |        |
| 2/0  |        |        |           |        |        |
| 2/2  |        |        |           |        |        |
| 2/4  |        |        |           |        |        |
| 2/6  |        |        |           |        |        |
| 2/8  |        |        |           |        |        |
| 2/10 |        |        |           |        |        |
| 3/0  |        |        |           |        |        |

LAYOUT: Pictures for 2/0 and wider. ND410 widths 1/6 to 1/10 as pictured to right.



## Bifolds:

Assembled with track & hardware (Knobs not included)

|                            |         |       |
|----------------------------|---------|-------|
| 1-3/8" Thick               | ND100FP | ND109 |
| Sizes are Finished Opening | ND102FP | ND410 |
|                            | ND435FP |       |
| <b>2-Door</b>              | 6/9H    | 6/9H  |
| 2/0                        |         |       |
| 2/4, 2/6                   |         |       |
| 2/8, 3/0                   |         |       |
| <b>4-Door</b>              |         |       |
| 4/0                        |         |       |
| 4/8, 5/0                   |         |       |
| 5/4, 6/0                   |         |       |

Bifolds are special order.

## Bifold Options:

|                      | 2-DR | 4-DR |
|----------------------|------|------|
| Trim Height (2" max) |      |      |
| Trim Width-max 1/4"  |      |      |

Bifolds are ordered by finished opening width and height.

# Poplar (USA) Interior Raised Panel

Prehang - Page 31

Machining - Page 30

See [store.bbwood.com](http://store.bbwood.com) for stock status

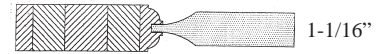
Doors pictured 2/0 and wider.



ND 106  
CD409



ND 108  
CD418



Stiles / rails veneered over a wood substrate. Panels veneered.

To customize: Specify

| Thickness | ND106  |     |        |     |     | ND108  |     |        |     |     |
|-----------|--------|-----|--------|-----|-----|--------|-----|--------|-----|-----|
|           | 1-3/8" |     | 1-3/4" |     |     | 1-3/8" |     | 1-3/4" |     |     |
|           | 6/8    | 7/0 | 6/8    | 7/0 | 8/0 | 6/8    | 7/0 | 6/8    | 7/0 | 8/0 |
| 1/0       |        |     |        |     |     |        |     |        |     |     |
| 1/2       |        |     |        |     |     |        |     |        |     |     |
| 1/3       |        |     |        |     |     |        |     |        |     |     |
| 1/4       |        |     |        |     |     |        |     |        |     |     |
| 1/6       |        |     |        |     |     |        |     |        |     |     |
| 1/8       |        |     |        |     |     |        |     |        |     |     |
| 1/10      |        |     |        |     |     |        |     |        |     |     |
| 2/0       |        |     |        |     |     |        |     |        |     |     |
| 2/2       |        |     |        |     |     |        |     |        |     |     |
| 2/4       |        |     |        |     |     |        |     |        |     |     |
| 2/6       |        |     |        |     |     |        |     |        |     |     |
| 2/8       |        |     |        |     |     |        |     |        |     |     |
| 2/10      |        |     |        |     |     |        |     |        |     |     |
| 3/0       |        |     |        |     |     |        |     |        |     |     |
| 3/4       |        |     |        |     |     |        |     |        |     |     |
| 3/6       |        |     |        |     |     |        |     |        |     |     |

LAYOUT: Doors pictured 2/0 and wider.

## Bifolds:

Assembled with track & hardware (Knobs not included)

### Bifold Options:

|                      | 2-DR | 4-DR |
|----------------------|------|------|
| Trim Height (2" max) |      |      |
| Trim Width-max 1/4"  |      |      |



|     | 1-3/8" Thick | ND106 | ND108 |
|-----|--------------|-------|-------|
|     |              | 6/9H  | 6/9H  |
| 2/0 | 2-Door       |       |       |
| 2/4 |              |       |       |
| 2/6 |              |       |       |
| 2/8 |              |       |       |
| 3/0 |              |       |       |
| 4/0 |              |       |       |
| 4/0 | 4-Door       |       |       |
| 4/8 |              |       |       |
| 5/0 |              |       |       |
| 5/4 |              |       |       |
| 6/0 |              |       |       |
| 8/0 |              |       |       |

Bifolds are ordered by finished opening width and height.

See [store.bbwood.com](http://store.bbwood.com) for stock status

# Red Oak (USA) Interior Raised Panel

Prehang - Page 31

Machining - Page 30

See [store.bbwood.com](http://store.bbwood.com)  
for stock status



ND 106  
CD409

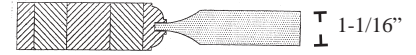


ND 108  
CD418



ND 109  
CD423

See page 11 for 1-3/4" thick doors with 5" stiles and thermal panels



Stiles / rails veneered over a wood substrate. Panels veneered.

Doors pictured 2/0 and wider.

To customize: Specify

|          | ND106 OAK |     |        |     | ND108 OAK |     |        |     | ND109 OAK |        |
|----------|-----------|-----|--------|-----|-----------|-----|--------|-----|-----------|--------|
| Thick    | 1-3/8"    |     | 1-3/4" |     | 1-3/8"    |     | 1-3/4" |     | 1-3/8"    | 1-3/4" |
| Width/Ht | 6/8       | 7/0 | 6/8    | 7/0 | 6/8       | 7/0 | 6/8    | 7/0 | 6/8       | 6/8    |
| 1/0      |           |     |        |     |           |     |        |     |           |        |
| 1/2      |           |     |        |     |           |     |        |     |           |        |
| 1/3      |           |     |        |     |           |     |        |     |           |        |
| 1/4      |           |     |        |     |           |     |        |     |           |        |
| 1/6      |           |     |        |     |           |     |        |     |           |        |
| 1/8      |           |     |        |     |           |     |        |     |           |        |
| 1/10     |           |     |        |     |           |     |        |     |           |        |
| 2/0      |           |     |        |     |           |     |        |     |           |        |
| 2/2      |           |     |        |     |           |     |        |     |           |        |
| 2/4      |           |     |        |     |           |     |        |     |           |        |
| 2/6      |           |     |        |     |           |     |        |     |           |        |
| 2/8      |           |     |        |     |           |     |        |     |           |        |
| 2/10     |           |     |        |     |           |     |        |     |           |        |
| 3/0      |           |     |        |     |           |     |        |     |           |        |

## Bifolds:

Assembled with track & hardware (Knobs not included)

See [store.bbwood.com](http://store.bbwood.com) for stock status

| 1-3/8" Thick | ND106 6/9H | ND108 6/9H | ND109 6/9H |
|--------------|------------|------------|------------|
| 2/0          | 2-Door     |            |            |
| 2/4          |            |            |            |
| 2/6          |            |            |            |
| 2/8          |            |            |            |
| 3/0          |            |            |            |
| 4/0          | 4-Door     |            |            |
| 4/0          |            |            |            |
| 4/8          |            |            |            |
| 5/0          |            |            |            |
| 5/4          |            |            |            |
| 6/0          |            |            |            |
| 8/0          |            |            |            |

106 Bifold



108 Bifold



109 Bifold



### Bifold Options:

|                      | 2-DR | 4-DR |
|----------------------|------|------|
| Trim Height (2" max) |      |      |
| Trim Width-max 1/4"  |      |      |

Bifolds are ordered by finished opening width and height.



# Cherry & Maple Interior Raised Panel (USA)

Prehang - Page 31

Machining - Page 30

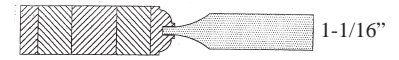
See [store.bbwood.com](http://store.bbwood.com) for stock status



ND106  
CD409



ND108  
CD418



Stiles / rails veneered over a wood substrate. Panels veneered.

To customize: Specify

Doors pictured 2/0 and wider.

|           | ND106 - ND108 | ND106 - ND108 |
|-----------|---------------|---------------|
|           | Maple         | Cherry        |
| Thickness | 1-3/8"        | 1-3/8"        |
| Width/Ht  |               |               |
| 1/0       |               |               |
| 1/2       |               |               |
| 1/3       |               |               |
| 1/4       |               |               |
| 1/6       |               |               |
| 1/8       |               |               |
| 1/10      |               |               |
| 2/0       |               |               |
| 2/2       |               |               |
| 2/4       |               |               |
| 2/6       |               |               |
| 2/8       |               |               |
| 2/10      |               |               |
| 3/0       |               |               |

## Bifolds:

Assembled with track & hardware (Knobs not included)

See [store.bbwood.com](http://store.bbwood.com) for stock status

### Bifold Options:

|                      | 2-DR | 4-DR |
|----------------------|------|------|
| Trim Height (2" max) |      |      |
| Trim Width-max 1/4"  |      |      |

106 Bifold



108 Bifold



Bifolds are ordered by finished opening width and height.

| FO Width |        | ND106, ND108           |        |
|----------|--------|------------------------|--------|
|          |        | 1-3/8" x 6/9 FO Height |        |
|          |        | MAPLE                  | CHERRY |
| 2/0      | 2-Door |                        |        |
| 2/4      |        |                        |        |
| 2/6      |        |                        |        |
| 2/8      |        |                        |        |
| 3/0      |        |                        |        |
| 4/0 2-DR | 4-Door |                        |        |
| 4/0      |        |                        |        |
| 4/8      |        |                        |        |
| 5/0      |        |                        |        |
| 5/4      |        |                        |        |
| 6/0      |        |                        |        |
| 8/0      |        |                        |        |

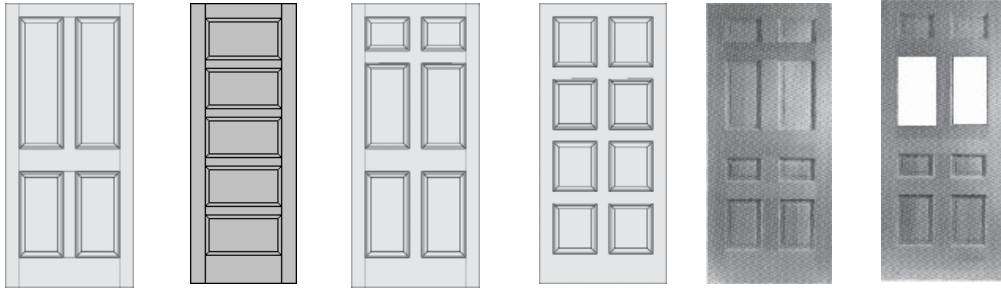
# 1-3/4" ENTRANCE DOORS

Doors with glass are glazed 1/8" Tempered. All lights have a safety logo. Insulated doors are on page 11 or call for quote.

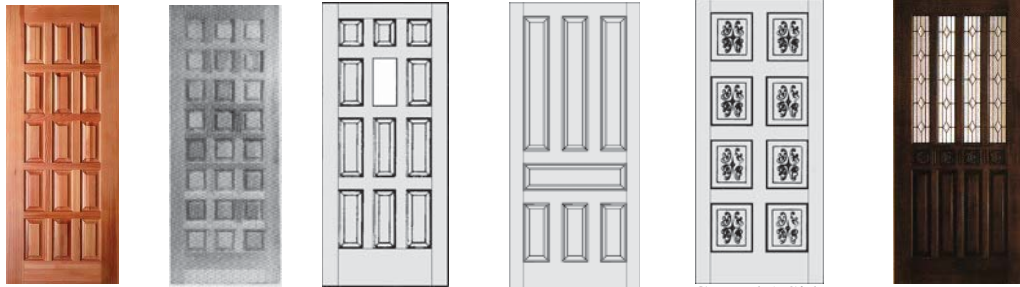
Prehang - Page 31

Machining - Page 30

See [store.bbwood.com](http://store.bbwood.com)  
for stock status



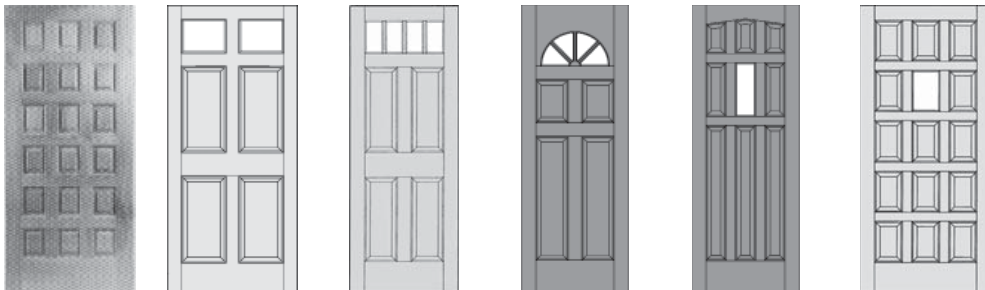
|          |                |                |                |                |                |                |
|----------|----------------|----------------|----------------|----------------|----------------|----------------|
| Stock #  | <b>106</b>     | <b>107</b>     | <b>108</b>     | <b>109</b>     | <b>112</b>     | <b>212</b>     |
| Custom # | CD409          | CD405          | CD418          | CD423          | CD425          | CD425-2        |
|          | 6/8 7/0<br>FIR | 6/8 7/0<br>FIR | 6/8 7/0<br>FIR | 6/8 7/0<br>FIR | 6/8 7/0<br>FIR | 6/8 7/0<br>FIR |
| 2/6      |                |                |                |                |                |                |
| 2/8      |                |                |                |                |                |                |
| 3/0      |                |                |                |                |                |                |



Carved 1 Side

|          |                |             |                |                |            |                        |
|----------|----------------|-------------|----------------|----------------|------------|------------------------|
| Stock #  | <b>113</b>     | <b>131</b>  | <b>140</b>     | <b>177</b>     | <b>196</b> | <b>190</b>             |
| Custom # | CD528          | closeout    | closeout       | CD548          | closeout   | closeout               |
|          | 6/8 7/0<br>FIR | 6/8<br>Pine | 6/8 7/0<br>FIR | 6/8 7/0<br>FIR | 6/8<br>FIR | 6/8 7/0<br>FIR - Insul |
| 2/6      |                |             |                |                |            |                        |
| 2/8      |                |             |                |                |            |                        |
| 3/0      |                |             |                |                |            |                        |

See page 11  
for doors  
with INSUL  
Glass



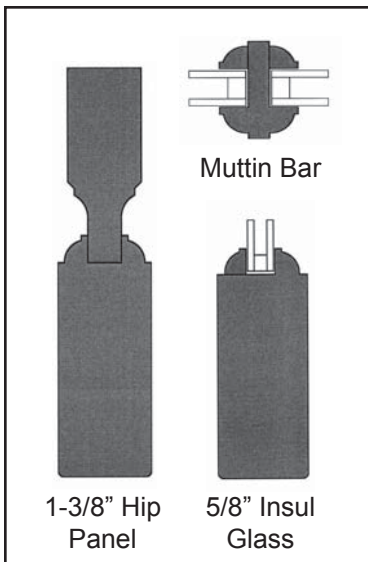
|          |            |                |                |                |                |                |
|----------|------------|----------------|----------------|----------------|----------------|----------------|
| Stock #  | <b>532</b> | <b>596</b>     | <b>598</b>     | <b>600</b>     | <b>601</b>     | <b>605</b>     |
| Custom # | CD532      | CD418-2        | CD419-4        | CD481-4        | CD557QS-1      | CD528-1        |
|          | 6/8<br>FIR | 6/8 7/0<br>FIR | 6/8 7/0<br>FIR | 6/8 7/0<br>FIR | 6/8 7/0<br>FIR | 6/8 7/0<br>FIR |
| 2/6      |            |                |                |                |                |                |
| 2/8      |            |                |                |                |                |                |
| 3/0      |            |                |                |                |                |                |

# THERMAL ENTRANCE DOORS

## 1-3/4" Thick Doors

Includes 5" face stiles, Thick Raised Panels & Insul Glass.  
5" stiles allow locks with 2-3/4" backsets, locks with thru-bolts (AL-series) and mortise locks.

For 5/8" flat panels use custom number and call for quote.  
Fir Sidelights are shown on page 23




1-3/8" Hip Panel

5/8" Insul Glass

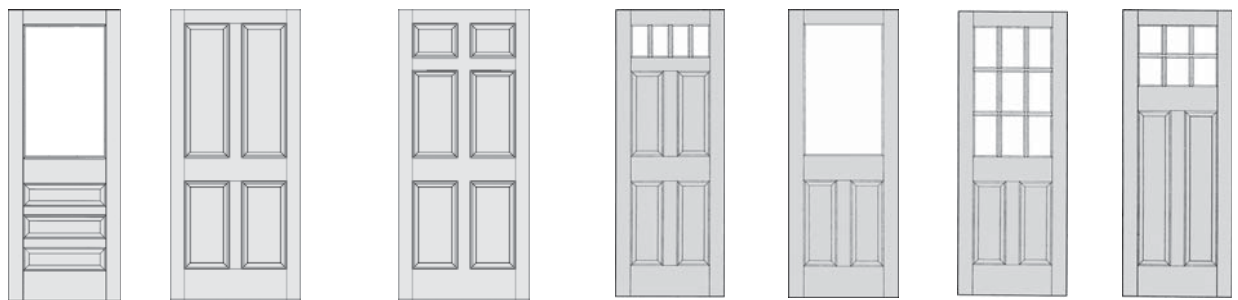
Prehang - Page 31

Machining - Page 30

See [store.bbwood.com](http://store.bbwood.com) for stock status



|          |           |           |          |         |         |           |           |           |
|----------|-----------|-----------|----------|---------|---------|-----------|-----------|-----------|
| Stock #  | 4501      | ND635     | 4515     | 4020    | 4031    | 4035      | 4621      | 412       |
| Custom # | CD600-1   | CD610-1   | CD600-15 | CD481-4 | CD414-1 | CD414-9   | CD315-1   | CD315-12  |
|          | 6/8   7/0 | 6/8 & 7/0 | 6/8      | 6/8     | 6/8     | 6/8   7/0 | 6/8 & 7/0 | 6/8 & 7/0 |
|          | FIR       | FIR       | FIR      | FIR     | FIR     | FIR       | FIR       | FIR       |
| 2/8      |           |           |          |         |         |           |           |           |
| 3/0      |           |           |          |         |         |           |           |           |



|          |         |           |       |         |           |         |           |         |           |
|----------|---------|-----------|-------|---------|-----------|---------|-----------|---------|-----------|
| Stock #  | 4118    | 4044      | 4130  |         |           | 4134    | 4144      | 4944    | 4662      |
| Custom # | CD413-1 | CD409     | CD418 |         |           | CD419-4 | CD408-1   | CD408-9 | CD437-6   |
|          | 6/8     | 6/8 & 7/0 | 6/8   | 7/0     | 6/8 & 7/0 | 6/8     | 6/8   7/0 | 6/8     | 6/8 & 7/0 |
|          | Fir     | Red Oak   | Fir   | Red Oak | Fir       | Fir     | Fir       | Fir     | Fir-Low E |
| 2/6      |         |           |       |         |           |         |           |         |           |
| 2/8      |         |           |       |         |           |         |           |         |           |
| 3/0      |         |           |       |         |           |         |           |         |           |
| 3/6      |         |           |       |         |           |         |           |         |           |

Each piece of glass will have a Safety Logo

# Chalkboard Doors



These functional doors come with magnetic chalk boards or magnetic Dry Erase boards on both sides of the doors. Alternate door styles can be quoted with these options.



1144



1244



1181



1281



1120



1220



1182



1282

Design 1120 (chalk) is available as a quick ship door in Fir or Knotty Alder with Ovolo sticking in 6/8 tall and 1-3/8" thick in the following widths: 2/0, 2/4, 2/6, 2/8 & 3/0

## Fire Rated

Stile and Rail Panel doors are available in 20, 45, 60 or 90 minute from Rogue Valley and TruStile. Door sizes are available in single doors up to 3/6 x 8/0 and up to 7/0 x 8/0 for double doors. (TruStile 20-minute doors are available up to 4/0 wide). A few of the available designs are listed below.



9020F



9033F



4044F



4058F



4130F



4055F



9082F

All of our fire doors can be machined for metal frames or prehung in a rated wood single rabbet or double rabbet composite jamb.

## 20-Minute Rated Glass Doors

20-Minute Glass Doors are now available from TruStile in over 120 select designs with glass sizes up to 3,145 sq. inches.

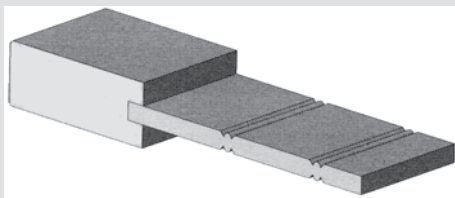
- Available to meet Category A and Category B positive pressure requirements
- Hose stream-approved glass available
- Available with any of TruStile's standard sticking profiles
- Over 120 standard door styles
- Available with arch- or radius-shaped glass
- Custom door styles available

See [BBwood.com](http://BBwood.com) for a complete list of 20minute Fire Glass Doors

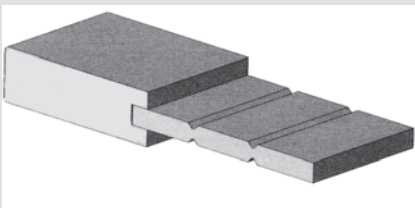




Beaded or V-Groove can be specified for any door. Beaded Panels are standard on our "SP" doors. V-Groove Panels are standard on our "TS" doors. Doors are available in Poplar, Fir, Alder (knotty and clear), Ash, Birch, Cherry, Hickory, African Mahogany, Maple, Primed, Red Oak, White Oak, Walnut and Pine (knotty and clear).



Beaded Panel



V-Groove Panel



Small (top ledge pictured) and large ledges are available in all species. Ledges are shipped loose.



# B&B Wood Products inc.

## V-Groove / Beaded Doors

V-Groove and Beaded doors are priced in BBQuote or call for a quotation.



CD781-6

Change Planks  
 CD781-4 4 planks  
 CD781-5 5 planks  
 CD781-7 7 planks  
 CD781-8 8 planks  
  
 CD781-5 is standard  
 for TS doors



CD190-4




CD191-1



CD191-2




CD192-3



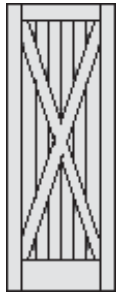
CD78-5



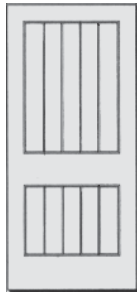
CD785-S



CD785-R



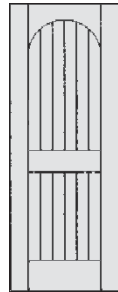
CD785CB



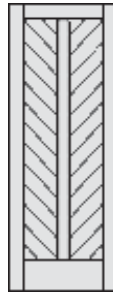
CD786



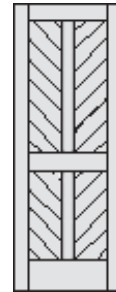
CD786S



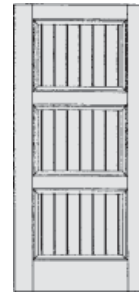
CD786R



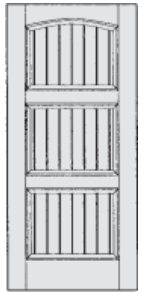
CD787



CD788



CD789



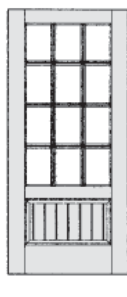
CD789S



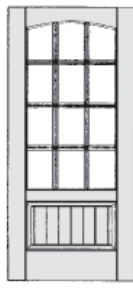
CD790-6




CD790-8



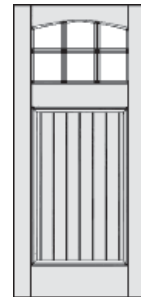
CD790-12




CD790S-12



CD791-6



CD791S-6



CD791-3V



CD791S-3V



CD792-6



CD792S-6



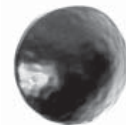
CD781-AT with Clavos

### Clavos, Grills, Speak Easy Options:



**Black Grill**  
 2x10x12½"

Clavos - See Section 7B page 10



Round: ¾",  
 1-1/8", 1-5/8"



Pyramid: 1",  
 1-5/8"



**Speak Easy**  
 available as  
 panel, glass or  
 both combined

Hinges and Latch  
 are Oil Rub Bronze



Square: 1-1/8",  
 1-5/8"

\*Available in fiberglass composite.

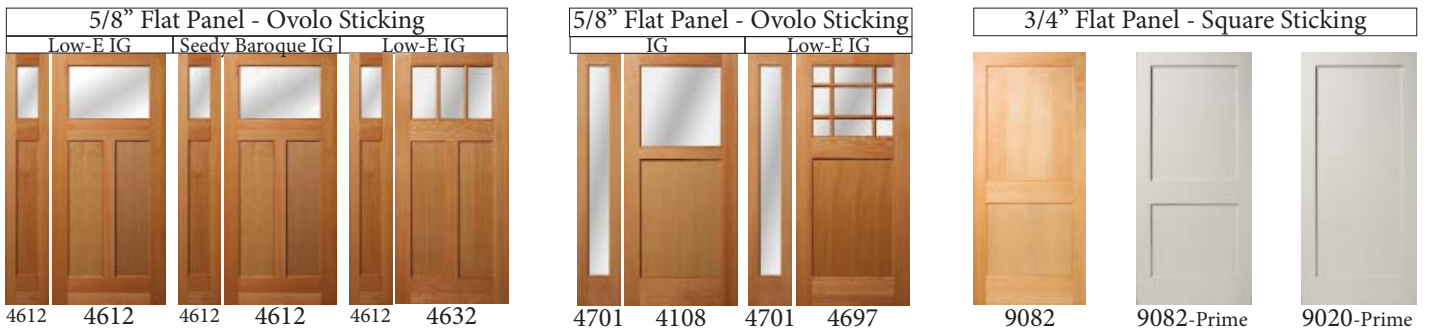
## Rogue Valley *Rapid Ship* Doors - See Section 2A

Rapid Ship doors are stocked at the factory for shipping with our next order or for immediately shipping (freight and crating charges will be added for immediate shipping). Doors are mostly Fir Specie with select designs in Knotty Alder and Primed. Doors are priced in section 2A as assembled inswing prehung. Prehung include: matching specie frame from 4-9/16" to 6-9/16" wall, brickmold, double cylindrical bore, ball bearing hinges, bronze anodized aluminum sill with oak threshold and brown compression weather-strip. Interior and exterior mull covers are included on side-light units. Door widths are primarily 36" with some designs at 32" and 42". Sidelight widths are 12" or 14". **Door heights are 80"**. Pictured below are some of the offerings shown in 2A. Rogue Valley's full line of doors are available with normal lead-times or quick ship options.





## Rogue Valley *Rapid Ship* Doors - See Section 2A



## TruStile Primed MDF Doors with Wood Edge Strip



### WHY MDF?

MDF (medium density fiberboard) is stable. It doesn't shrink and expand or warp like wood does. MDF is stronger and more durable. And MDF provides you with a smooth surface for painting. Tall doors, arched designs all supplied at costs well below those of custom wood doors.

### ARE ALL MDF DOORS CREATED EQUAL?

MDF is just a raw material. It's the craftsmanship that makes TruStile MDF door superior to the competitions. TruStile doors are produced by the most technologically advanced facility in the industry. TruStile doors are assembled by hand, one at a time, with true stile and rail construction. This gives our doors more depth, creating distinct lines and shadows.

### THE WEDGE™

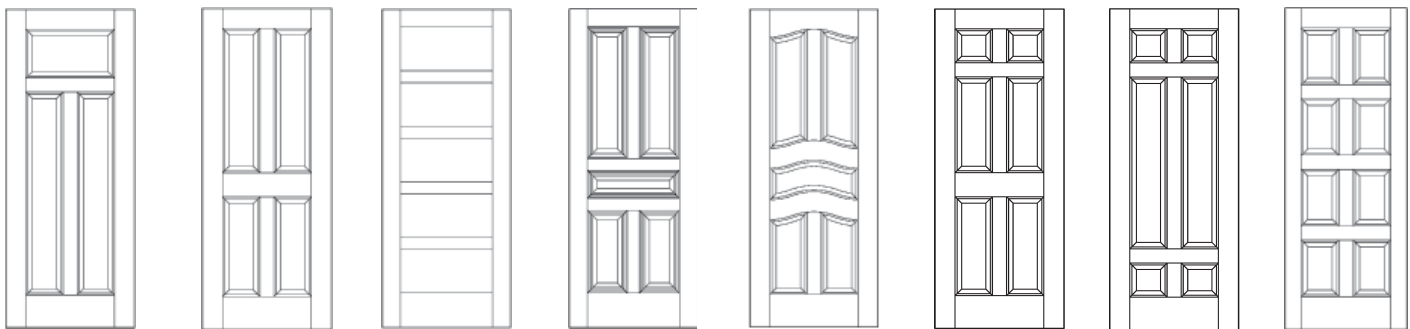
The TruStile door is the only MDF door with the WEDGE EDGE™, their hardwood edge system that increases rigidity and screw holding power and makes chiseling easier for square corner hardware.

### OVER 300 DESIGNS

Not enough to choose from? Send us your drawings and we will create a door for you!

**LIFETIME WARRANTY** - Now top that! (see [www.BBwood.com](http://www.BBwood.com) for details)

Just a few of our many designs .....



TS3240

TS4000

TS5000

TS5060


TS5070

TS6000

TS6050

TS8000

Don't be misled - MDF doors should only be hung with **TEMPLATE** hinges



### MDF EXTERIOR Doors

Exterior doors are manufactured a little differently than interior doors. They have engineered wood stiles and have an exclusive TruBOLT™ system (on 1-3/4" thick and straight top doors). **Limited lifetime warranty** - (see [www.BBwood.com](http://www.BBwood.com) for details)

Request a **TruStile Brochure** and our **Door Design Guide 1A!**

# B&B Wood Products inc.

## 1-3/4" Fir Doors - Interior & Exterior

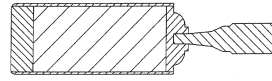
**Tru-Divided Lights** -glazed 1/8" tempered (page 11 for exterior)

Doors on this page have 5 1/2" stiles (5" face)


Prehang - Page 31

Machining - Page 30

See [store.bbwood.com](http://store.bbwood.com)  
for stock status



3/4" Fir Raised Panel



Call for quotes on items not priced.

| Stock #   | ND501          | ND510   | ND506         | ND1597   |
|-----------|----------------|---------|---------------|----------|
| Custom #  | CD315-1        | CD315-8 | CD315-12      | CD315-9P |
| 2/8       |                |         |               |          |
| 3/0       |                |         |               |          |
| ADD 7/0   |                |         |               |          |
| ADD Insul | see 4621 pg 11 |         | see 412 pg 11 |          |

Each piece of glass will have a Safety Logo



1-1/8" Fir Raised Panel



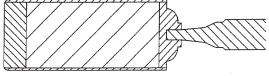
| Stock #  | ND575   | ND583   | ND584   | ND586   | ND580   |
|----------|---------|---------|---------|---------|---------|
| Custom # | CD313-1 | CD313-3 | CD313-4 | CD313-6 | CD313-9 |
| 2/8      |         |         |         |         |         |
| 3/0      |         |         |         |         |         |
| ADD 7/0  |         |         |         |         |         |

# 1-3/8" & 1-3/4" Fir Doors: Tru-Divided: glazed 1/8" tempered

Prehang - Page 31

Machining - Page 30

See [store.bbwood.com](http://store.bbwood.com) for stock status

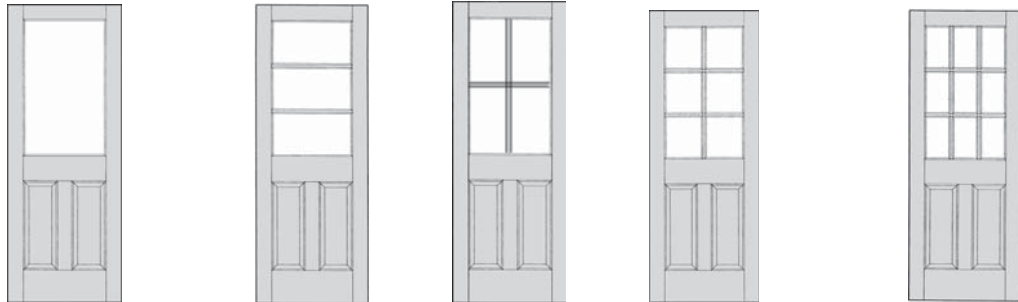


3/4" Fir Raised Panel  
Stiles 4 1/2" (4" face)

Decorative Glass -Page 29

Dutch Options -Page 30

| Stock #   | ND537   |        | ND536   |        | ND538   | ND539   | ND540   |
|-----------|---------|--------|---------|--------|---------|---------|---------|
| Custom #  | CD413-1 |        | CD413-3 |        | CD413-4 | CD413-6 | CD413-9 |
| Thickness | 1-3/8"  | 1-3/4" | 1-3/8"  | 1-3/4" | 1-3/4"  | 1-3/4"  | 1-3/4"  |
| 2/6 X 6/8 |         |        |         |        |         |         |         |
| 2/8       |         |        |         |        |         |         |         |
| 2/10      |         |        |         |        |         |         |         |
| 3/0       |         |        |         |        |         |         |         |
| 2/6 X 7/0 |         |        |         |        |         |         |         |
| 2/8       |         |        |         |        |         |         |         |
| 2/10      |         |        |         |        |         |         |         |
| 3/0       |         |        |         |        |         |         |         |
| ADD Insul |         |        |         |        |         |         |         |



| Stock #   | ND559   |        | ND563   |        | ND560   | ND561   |        | ND562   |        |
|-----------|---------|--------|---------|--------|---------|---------|--------|---------|--------|
| Custom #  | CD408-1 |        | CD408-3 |        | CD408-4 | CD408-6 |        | CD408-9 |        |
| Thickness | 1-3/8"  | 1-3/4" | 1-3/8"  | 1-3/4" | 1-3/4"  | 1-3/8"  | 1-3/4" | 1-3/8"  | 1-3/4" |
| 2/4 X 6/8 |         |        |         |        |         |         |        |         |        |
| 2/6       |         |        |         |        |         |         |        |         |        |
| 2/8       |         |        |         |        |         |         |        |         |        |
| 2/10      |         |        |         |        |         |         |        |         |        |
| 3/0       |         |        |         |        |         |         |        |         |        |
| 2/4 X 7/0 |         |        |         |        |         |         |        |         |        |
| 2/6       |         |        |         |        |         |         |        |         |        |
| 2/8       |         |        |         |        |         |         |        |         |        |
| 2/10      |         |        |         |        |         |         |        |         |        |
| 3/0       |         |        |         |        |         |         |        |         |        |
| ADD Insul |         |        |         |        |         |         |        |         |        |


Each piece of glass will have a Safety Logo

# 1-3/8" & 1-3/4" Fir Doors: **Tru-Divided:** glazed 1/8" tempered

Prehang - Page 31

Machining - Page 30

See [store.bbwood.com](http://store.bbwood.com)  
for stock status



|                          |                                |         |         |         |         |       |           |       |
|--------------------------|--------------------------------|---------|---------|---------|---------|-------|-----------|-------|
| Stock #                  | ND614                          |         |         |         |         | ND612 |           | ND616 |
| Custom #                 | CD414-1                        | CD414-3 | CD414-4 | CD414-6 | CD414-9 |       | CD414-12D |       |
| Width/height             | 6/8                            | 7/0     |         |         |         | 6/8   | 7/0       | 6/8   |
| Dutch Option:<br>Page 30 | 2/6<br>2/8<br>3/0<br>ADD Insul |         |         |         |         |       |           |       |

This row  
cannot be  
Dutched



|                          |                                |         |         |         |         |
|--------------------------|--------------------------------|---------|---------|---------|---------|
| Stock #                  | ND567                          |         |         |         | ND570   |
| Custom #                 | CD411-1                        | CD411-3 | CD411-4 | CD411-6 | CD411-9 |
| Width/height             | 6/8                            |         |         |         | 6/8     |
| Dutch Option:<br>Page 30 | 2/6<br>2/8<br>3/0<br>ADD Insul |         |         |         |         |

This row  
cannot be  
Dutched



|                          |                         |         |         |         |         |       |     |
|--------------------------|-------------------------|---------|---------|---------|---------|-------|-----|
| Stock #                  | ND572                   |         |         |         |         | ND571 |     |
| Custom #                 | CD416-1                 | CD416-3 | CD416-4 | CD416-6 | CD416-9 |       |     |
| Width/height             | 6/8                     | 7/0     |         |         |         | 6/8   | 7/0 |
| Dutch Option:<br>Page 30 | 2/8<br>3/0<br>ADD Insul |         |         |         |         |       |     |

Each piece of glass will have a Safety Logo for doors on this page.

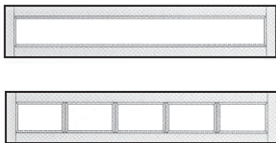
# Transoms and Fixed Sash

Transom sash are available in custom sizes for interior or exterior use. Transom sash may be ordered separately or with jambs/frames and casing. Jambs and frames may be ordered as direct set (no sash). Radius transoms with divided lights are mill option bars glazed with simulated grilles (SDL) on interior and exterior (no spacer bar on SDL) .

Transoms are available in Poplar, Fir, Alder (knotty and clear), Ash, Birch, Cherry, Hickory, African Mahogany, Maple, Primed, Red Oak, White Oak, Walnut and Pine (knotty and clear). Transoms may be glazed single tempered or insulated tempered with any of our decorative glass options on page 29.

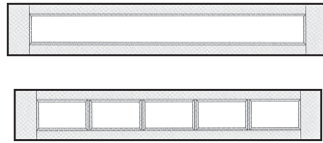


## Full Bound Transoms



Transoms stiles and rails are of equal size. Unless specified otherwise the face dimension will be approximately 2-1/2"

## Transoms with Wide Stiles



Transoms rails face dimension will be approximately 2-1/2". Stiles typically match the door's stiles (4" face on most doors, 5" face on wide stile doors)

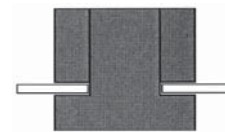
## Transom Muntin Bar Details

Details shown for 1-3/4" thick w/1/8" glass



1-1/4" Ovolo

1-5/8" Bevel




2" Square



Elliptical Transom



Segment Transom



Half Round Transom

# Sidelights

Pine, Poplar & Fir

## Tru-Divided Lights



ND673

Custom #

CD100-1



ND674

CD100-5

|          | ND673                                    |     | ND674 |     |
|----------|--|-----|-------|-----|
|          | <b>FIR: 1-3/4" Thick : INSUL</b>         |     |       |     |
|          | 6/8                                      | 7/0 | 6/8   | 7/0 |
| 1/0      |  |     |       |     |
| 1/2      |  |     |       |     |
| 1/4      |  |     |       |     |
| 1/6      |  |     |       |     |
|          | <b>PINE: 1-3/8" Thick : 1/8" Temp.</b>   |     |       |     |
|          | 6/8                                      | 7/0 | 6/8   | 7/0 |
| 1/0      |  |     |       |     |
| 1/2, 1/3 |  |     |       |     |
| 1/4      |  |     |       |     |
| 1/6      |  |     |       |     |
|          | <b>POPLAR: 1-3/8" Thick : 1/8" Temp.</b> |     |       |     |
|          | 6/8                                      | 7/0 | 6/8   | 7/0 |
| 1/0      |  |     |       |     |
| 1/2, 1/3 |  |     |       |     |
| 1/4      |  |     |       |     |
| 1/6      |  |     |       |     |

Prehang - Page 31

Machining - Page 30

See [store.bbwood.com](http://store.bbwood.com) for stock status

Decorative Glass Options -Page 29

### BIFOLD units

For 2-Door: ADD 2-sidelights + \$130

For 4-Door: ADD 4-sidelights + \$260

Includes Mortise Hinges, track, pivots, hangers and panels trimmed in width and height for standard finished openings.

Bifolds are not returnable.

Each piece of glass will have a Safety Logo

Call for quote on items not priced.

## More Sidelight Designs - Call for Quote



CD100-8  
Narrow  
sizes  
are 4-lite

CD103-1

CD103-3P

CD103-4

CD138-1  
ND678

CD138-3  
ND678-3

CD176-1  
Flat Panel  
& SS  
shown

CD190-4  
V-Groove

CD191-2  
V-Groove

CD192-3  
V-Groove

# PINE French Doors (Tru-Divided Lights)

Prehang - Page 31

Machining - Page 30

See [store.bbwood.com](http://store.bbwood.com)  
for stock status



4" face stiles



4" face stiles



4" face stiles

| Stock #<br>Custom # | ND620                         |        |           | ND625   |        |           | ND627                         |        |           |
|---------------------|-------------------------------|--------|-----------|---|--------|-----------|-------------------------------|--------|-----------|
|                     | CD600-1                       |        |           | CD600-10                                      |        |           | CD600-15                      |        |           |
|                     | 1/8" Tempered                 |        | Insulated | 1/8" Tempered                                 |        | Insulated | 1/8" Tempered                 |        | Insulated |
|                     | 1-3/8"                        | 1-3/4" | 1-3/4"    | 1-3/8"  | 1-3/4" | 1-3/4"    | 1-3/8"                        | 1-3/4" | 1-3/4"    |
|                     | 6/8                           | 6/8    |           | 6/8   | 6/8    |           | 6/8                           | 6/8    |           |
| 1/6                 | See 4501<br>Fir on page<br>11 |        |           | See Rapid<br>Ship Fir<br>or Call for<br>Quote |        |           | See 4515<br>Fir on page<br>11 |        |           |
| 1/8                 |                               |        |           |   |        |           |                               |        |           |
| 1/10                |                               |        |           |   |        |           |                               |        |           |
| 2/0                 |                               |        |           |   |        |           |                               |        |           |
| 2/2                 |                               |        |           |   |        |           |                               |        |           |
| 2/4                 |                               |        |           |   |        |           |                               |        |           |
| 2/6                 |                               |        |           |   |        |           |                               |        |           |
| 2/8                 |                               |        |           |   |        |           |                               |        |           |
| 3/0                 |                               |        |           |   |        |           |                               |        |           |

Each piece of glass will have a Safety Logo.

## FIR Store Door (1-3/4")

5" Wide Stile

\*18" Bottom Rail

\*18" bottom  
rail



5" face stiles

| Stock #<br>Custom # | ND635 Fir |           |           |           |           |           |
|---------------------|-----------|-----------|-----------|-----------|-----------|-----------|
|                     | CD610-1   |           |           |           |           |           |
|                     | 1/8" Temp | 1/4" Temp | Insulated | 1/8" Temp | 1/4" Temp | Insulated |
|                     | 1-3/4"    |           |           | 1-3/4"    |           |           |
|                     | 6/8       |           |           | 7/0       |           |           |
| 2/6                 |           |           |           |           |           |           |
| 2/8                 |           |           |           |           |           |           |
| 3/0                 |           |           |           |           |           |           |
| 3/6                 |           |           |           |           |           |           |

\*Widths 2/6, 2/8 & 3/6 in 6/8 height are trimmed from 7/0 tall doors (bottom rail will be 14")

Each piece of glass will have a Safety Logo.



# POPLAR Interior French Doors (Tru-Divided Lights)

Prehang - Page 31

Machining - Page 30

See [store.bbwood.com](http://store.bbwood.com)  
for stock status



4" face stiles



4" face stiles



4" face stiles

Decorative Glass  
Page 29

| Stock #   | ND620                          | ND625                          | ND630                          |
|-----------|--------------------------------|--------------------------------|--------------------------------|
| Custom #  | CD600-1                        | CD600-10                       | CD600-15                       |
|           | 1/8" Tempered<br>1-3/8" 1-3/4" | 1/8" Tempered<br>1-3/8" 1-3/4" | 1/8" Tempered<br>1-3/8" 1-3/4" |
| 1/6       |                                |                                |                                |
| 1/8       |                                |                                |                                |
| 1/10      |                                |                                |                                |
| 2/0       |                                |                                |                                |
| 2/2       |                                |                                |                                |
| 2/4       |                                |                                |                                |
| 2/6       |                                |                                |                                |
| 2/8       |                                |                                |                                |
| 2/10      |                                |                                |                                |
| 3/0       |                                |                                |                                |
| Add 7/0 H |                                |                                |                                |
| Add 8/0 H |                                |                                |                                |

Note: ND630 doors are made to order and NOT returnable.

Each piece of glass will have a Safety Logo, ND652 center piece is safety with logo only .

LIGHT PATTERN  
for 8/0 high:  
625 door is 2w6h  
630 door is 1w6h  
627 door is 3w6h



4" face stiles



4" face stiles



5" face stiles

| Stock #   | ND627                          | ND652                          | ND620WS             |                     |
|-----------|--------------------------------|--------------------------------|---------------------|---------------------|
| Custom #  | CD600-15                       | CD600-9P                       | CD600-1             |                     |
|           | 1/8" Tempered<br>1-3/8" 1-3/4" | 1/8" Tempered<br>1-3/8" 1-3/4" | 1/8" Temp<br>1-3/4" | 1/4" Temp<br>1-3/4" |
| 2/6 X 6/8 |                                |                                |                     |                     |
| 2/8       |                                |                                |                     |                     |
| 2/10      |                                |                                |                     |                     |
| 3/0       |                                |                                |                     |                     |
| 3/6       |                                |                                |                     |                     |
| Add 7/0 H |                                |                                |                     |                     |
| Add 8/0 H |                                |                                |                     |                     |

Note: ND652 doors are made to order and NOT returnable.

Each piece of glass will have a Safety Logo, ND652 center piece is safety with logo only .

# MAPLE Interior French Doors (Tru-Divided Lights)

Prehang - Page 31

Machining - Page 30

See [store.bbwood.com](http://store.bbwood.com)  
for stock status



Doors have 4" face stiles

Decorative Glass: Page 29

Note: ND630 & ND652 doors are made to order and NOT returnable.

Each piece of glass will have a Safety Logo, ND652 center piece is safety with logo only .

| Stock #   | ND620                   | ND625                   | ND630                   | ND627                   | ND652                   |
|-----------|-------------------------|-------------------------|-------------------------|-------------------------|-------------------------|
| Custom #  | CD600-1                 | CD600-10                | CD600-5                 | CD600-15                | CD600-9P                |
|           | 1/8" Tempered<br>1-3/8" | 1/8" Tempered<br>1-3/8" | 1/8" Tempered<br>1-3/8" | 1/8" Tempered<br>1-3/8" | 1/8" Tempered<br>1-3/8" |
| 2/0 X 6/8 |                         |                         |                         |                         |                         |
| 2/2       |                         |                         |                         |                         |                         |
| 2/4       |                         |                         |                         |                         |                         |
| 2/6       |                         |                         |                         |                         |                         |
| 2/8       |                         |                         |                         |                         |                         |
| 3/0       |                         |                         |                         |                         |                         |

# CHERRY Interior French Doors (Tru-Divided Lights)

Doors have 4" face stiles

Decorative Glass: Page 29



Note: ND625, 627, 630 & ND652 doors are made to order and NOT returnable.

Each piece of glass will have a Safety Logo, ND652 center piece is safety with logo only .

| Stock #   | ND620                   | ND625                   | ND630                   | ND627                   | ND652                   |
|-----------|-------------------------|-------------------------|-------------------------|-------------------------|-------------------------|
| Custom #  | CD600-1                 | CD600-10                | CD600-5                 | CD600-15                | CD600-9P                |
|           | 1/8" Tempered<br>1-3/8" | 1/8" Tempered<br>1-3/8" | 1/8" Tempered<br>1-3/8" | 1/8" Tempered<br>1-3/8" | 1/8" Tempered<br>1-3/8" |
| 1/6 X 6/8 |                         |                         |                         |                         |                         |
| 2/0       |                         |                         |                         |                         |                         |
| 2/4       |                         |                         |                         |                         |                         |
| 2/6       |                         |                         |                         |                         |                         |
| 2/8       |                         |                         |                         |                         |                         |
| 3/0       |                         |                         |                         |                         |                         |

Note: Cherry ND625, ND627, ND630 & ND652 doors are made to order and NOT returnable.

# RED OAK French Doors (Tru-Divided Lights)

Prehang - Page 31

Machining - Page 30

See [store.bbwood.com](http://store.bbwood.com) for stock status



4" face stiles



4" face stiles



4" face stiles

Decorative Glass: Page 29

Note: ND630 doors are made to order and NOT returnable.

Each piece of glass will have a Safety Logo, ND652 center piece is safety with logo only .

| Stock #   | ND620         | ND625         | ND630         |
|-----------|---------------|---------------|---------------|
| Custom #  | CD600-1       | CD600-10      | CD600-5       |
|           | 1/8" Tempered | 1/8" Tempered | 1/8" Tempered |
| 1/6       |               |               |               |
| 1/8       |               |               |               |
| 1/10      |               |               |               |
| 2/0       |               |               |               |
| 2/2       |               |               |               |
| 2/4       |               |               |               |
| 2/6       |               |               |               |
| 2/8       |               |               |               |
| 2/10      |               |               |               |
| 3/0       |               |               |               |
| Add 7/0 H |               |               |               |

Decorative Glass: Page 29

Note: ND652 doors are made to order and NOT returnable.

Each piece of glass will have a Safety Logo, ND652 center piece is safety with logo only .



4" face stiles



4" face stiles



5" face stile

5" face stiles

| Stock #   | ND627         | ND652         | ND620WS   |           |
|-----------|---------------|---------------|-----------|-----------|
| Custom #  | CD600-15      | CD600-9P      | CD600-1   |           |
|           | 1/8" Tempered | 1/8" Tempered | 1/8" Temp | 1/4" Temp |
|           | 1-3/8" 1-3/4" | 1-3/8" 1-3/4" | 1-3/4"    | 1-3/4"    |
| 2/6 X 6/8 |               |               |           |           |
| 2/8       |               |               |           |           |
| 2/10      |               |               |           |           |
| 3/0       |               |               |           |           |
| Add 7/0 H |               |               |           |           |

Note: Oak ND630 & ND652 doors are made to order and NOT returnable.

# Simulated Divided Light - Insulated Glass

Call for a Quotation




S104



S094



S088



7/8" Bar Shown



S086



S100



S084



S102AD



S102



S080

Cielo  
Glass



BBwood.com for all  
Cielo designs

# **B&B Wood Products inc.**



## **\*Quick Ship Glass Upgrades - Special Order**

Add Prices to 1/8" tempered door prices in 6/8 or 7/0 heights. Lead Times (may vary): 2-3 Weeks

\*Rain, Satin, Reeded & Obscure: **Call for lower pricing** with a 6-week leadtime

---

store.bbwood.com for additional glass designs



**Bevel  
Glass:**  
by quote

# Prehung Handing and Size Specifications

| DIMENSION GUIDE:<br>Outside jamb to jamb<br>and to bottom of sill |                       | INTERIOR |        | EXTERIOR         |        |
|---|-----------------------|----------|--------|------------------|--------|
|   |                       | Width    | Height | Inswing/Outswing |        |
|   |                       |          |        | No Brick Mould   |        |
|   |                       |          |        | Width            | Height |
| Single  | Net Door<br>size Plus | 1-1/2"   | 1-3/4" | 1-1/2"           | 2-1/2" |
| Sgl 1-side  |                       | 3-1/16"  | 1-3/4" | 3-1/16"          | 2-1/2" |
| Sgl 2-side  |                       | 4-3/8"   | 1-3/4" | 4-5/8"           | 2-1/2" |
| Double  |                       | 1-1/2"   | 1-3/4" | 1-1/2"           | 2-1/2" |
| Dbi 2-side  |                       | 4-3/8"   | 1-3/4" | 4-5/8"           | 2-1/2" |
| Add for Astragal  |                       | 1/2"     |        | 11/16"           |        |

- Exterior dimensions include residential aluminum sill. For oak inswing sill add 2-5/8" in ht.
- Exterior Units with Brickmould: Outside Dimensions - Inswing add 2-1/2" w & 1-1/4" h; Outswing add 3" w & 1-1/2" h
- Rough Opening Add 1/2" to width & 1/4" to ht
- Note: you may need to add to the rough opg height depending on finished floor material
- Exterior Prime Frames for 4-9/16" to 5-1/4" walls on 6/8 and 7/0 heights may be 1/2" less in height until depletion of current inventory of frames.

Note: An exterior dutch door will normally reduce the height add-on from 2-12" to 2".

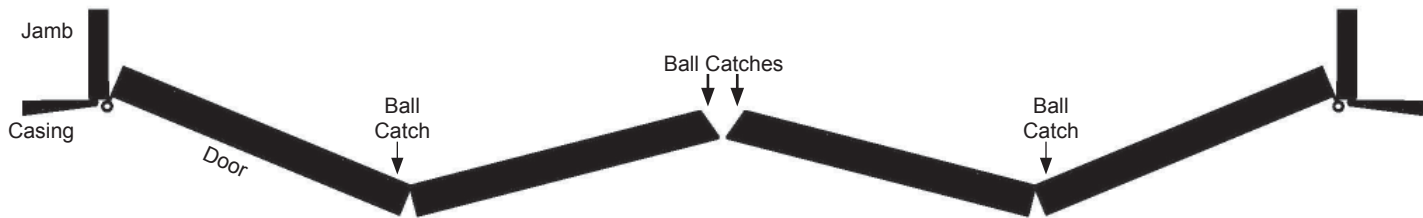
## Single Prehungs



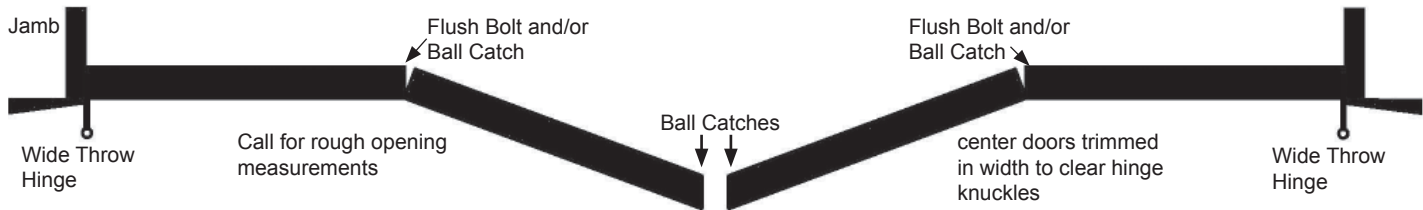
## Double Prehungs



Quad Bi-fold Prehung: No track - Doors must either be in the open or closed position.



Quad Dual-fold Prehung: No track - Center doors can open & close while outside doors are closed.



Distributed By:

